

Wall Lamp

ELX-YKLF



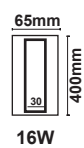
■ Specification

Daya (W)	Input Voltage	Frequency Amp	LED Efikasi	Total Lumen	CRI	Temperatur Warna	Proteksi	Material
16W	AC100-240V	50/60Hz	80Lm/W	1.280Lm	>80Ra (<i>>90Ra Optional</i>)	3000K/4000K/6000K	IP65	Die Casting Aluminium
24W	AC100-240V	50/60Hz	80Lm/W	1.920Lm	>80Ra (<i>>90Ra Optional</i>)	3000K/4000K/6000K	IP65	Die Casting Aluminium
32W	AC100-240V	50/60Hz	80Lm/W	2.560Lm	>80Ra (<i>>90Ra Optional</i>)	3000K/4000K/6000K	IP65	Die Casting Aluminium
40W	AC100-240V	50/60Hz	80Lm/W	3.200Lm	>80Ra (<i>>90Ra Optional</i>)	3000K/4000K/6000K	IP65	Die Casting Aluminium
48W	AC100-240V	50/60Hz	80Lm/W	3.840Lm	>80Ra (<i>>90Ra Optional</i>)	3000K/4000K/6000K	IP65	Die Casting Aluminium

Model : ELX-YKLF



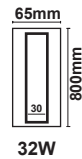
Dimension (mm)



16W



24W



32W




40W



48W

Application



* Easy maintenance

- Modular LED for easy replacement
- Opening and closing possible of LED module part and power supply part
- Customizable beam angle
- Temperature max 50°

